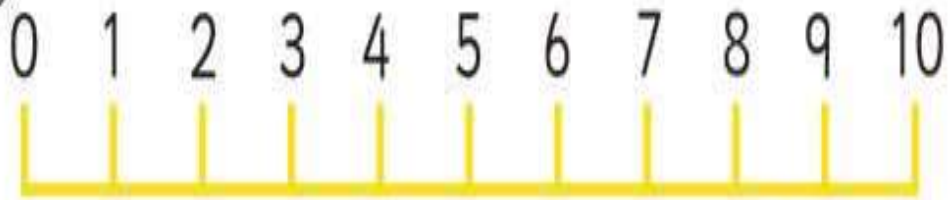


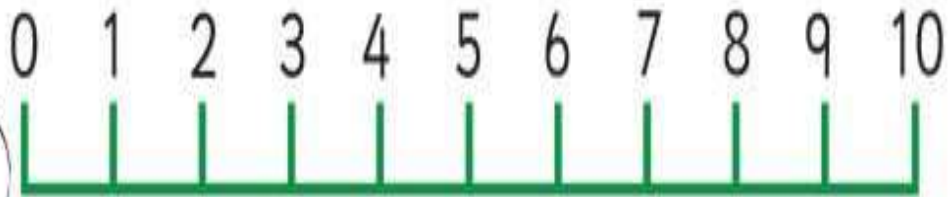

Ms.Rice SET Teacher
Maths Stations Activities
Junior Infants
June 8th – June 12th 2020

My number line



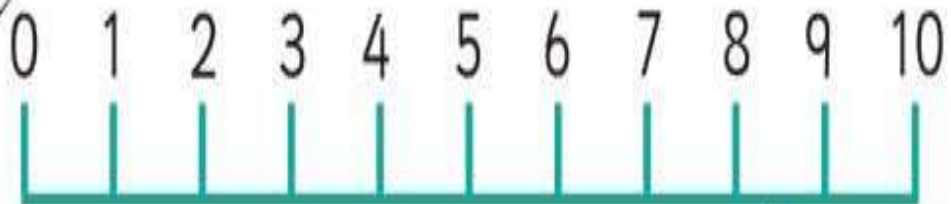
Teachers
4244 copyright www.tpet.co.uk

My number line



Teachers
4244 copyright www.tpet.co.uk

My number line



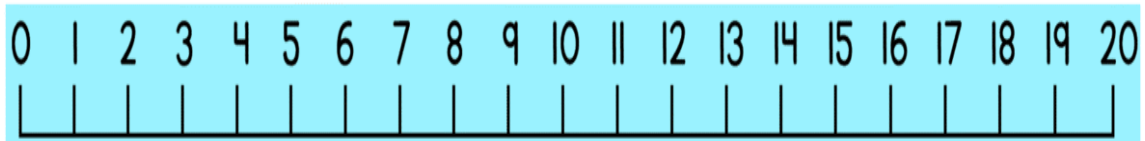
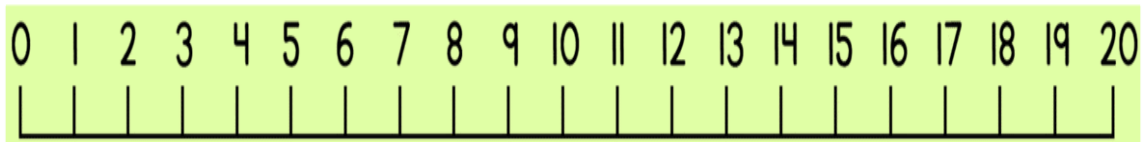
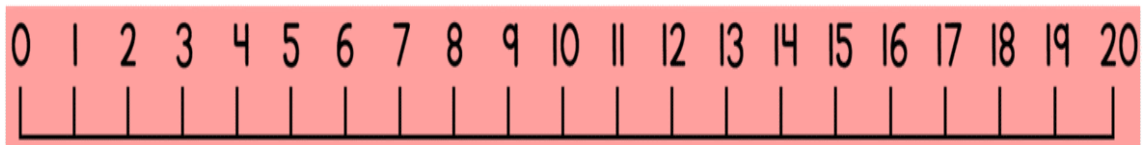
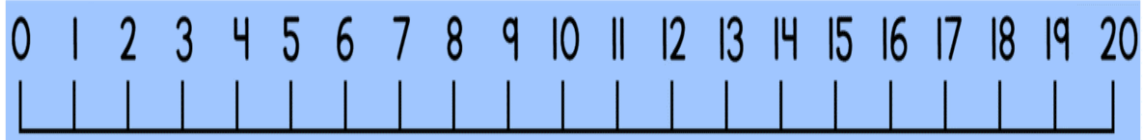
Teachers
4244 copyright www.tpet.co.uk

Name

Date



0 TO 20 NUMBER LINES




Name:

Date:

Number before 0-20

Cut and paste the number before.


	3		14
	10		18
	7		11
	16		6




9	13	5	10
6	17	15	2

Name _____


1. Write the number that comes *before*.



2. Write the number that comes *after*.



3. Write the number that comes *between*.



Name _____



Fill in the missing numbers.

	2	3		5
6		8		10
11		13		15
	17	18		20

Name _____

Trace 10 Numbers

Count to 20. Trace the **10** dashed line numbers.

1	2	3	4	5
6	7	8	9	10
11	12	13	14	15
16	17	18	19	20

Addition - Count the objects, write the numbers and find the sum (1-10)



+

=



+

=



+

=



+

=



+

=

Addition (1-10)

$$\begin{array}{r} 4 \text{ 🍓🍓🍓🍓} \\ + 3 \text{ 🍓🍓🍓} \\ \hline \end{array}$$

$$\begin{array}{r} 5 \text{ 🍓🍓🍓🍓🍓} \\ + 2 \text{ 🍓🍓} \\ \hline \end{array}$$

$$\begin{array}{r} 6 \text{ 🍓🍓🍓🍓🍓🍓} \\ + 4 \text{ 🍓🍓🍓🍓} \\ \hline \end{array}$$

$$\begin{array}{r} 7 \text{ 🍓🍓🍓🍓🍓🍓} \\ + 3 \text{ 🍓🍓🍓} \\ \hline \end{array}$$

$$\begin{array}{r} 3 \text{ 🍓🍓🍓} \\ + 2 \text{ 🍓🍓} \\ \hline \end{array}$$

$$\begin{array}{r} 6 \text{ 🍓🍓🍓🍓🍓🍓} \\ + 1 \text{ 🍓} \\ \hline \end{array}$$


$$\begin{array}{r} 2 \text{ 🍓🍓} \\ + 2 \text{ 🍓🍓} \\ \hline \end{array}$$


$$\begin{array}{r} 3 \text{ 🍓🍓🍓} \\ + 5 \text{ 🍓🍓🍓🍓🍓} \\ \hline \end{array}$$


Name _____


Vertical Addition


Count the images in each box. Print the answer under the line.


	$\begin{array}{r} 3 \\ + 6 \\ \hline \end{array}$
---	---

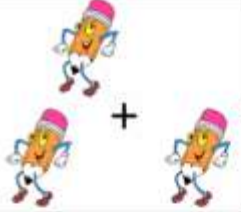
	$\begin{array}{r} 1 \\ + 4 \\ \hline \end{array}$
---	---


	$\begin{array}{r} 7 \\ + 3 \\ \hline \end{array}$
---	---

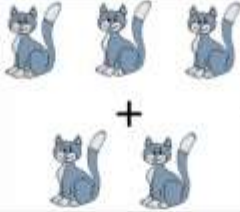
	$\begin{array}{r} 1 \\ + 9 \\ \hline \end{array}$
---	---

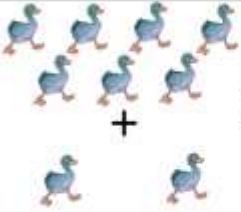
	$\begin{array}{r} 3 \\ + 4 \\ \hline \end{array}$
---	---

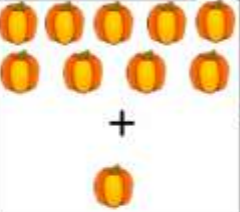
	$\begin{array}{r} 1 \\ + 8 \\ \hline \end{array}$
---	---

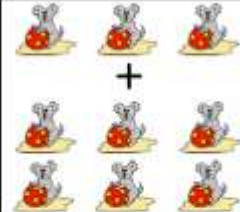
	$\begin{array}{r} 1 \\ + 2 \\ \hline \end{array}$
--	---

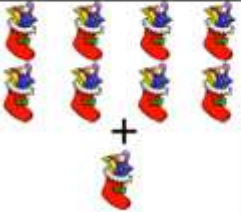
	$\begin{array}{r} 6 \\ + 1 \\ \hline \end{array}$
--	---

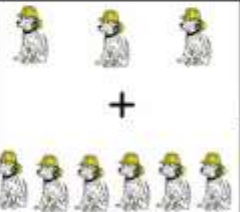
	$\begin{array}{r} 3 \\ + 2 \\ \hline \end{array}$
--	---


	$\begin{array}{r} 7 \\ + 2 \\ \hline \end{array}$
---	---

	$\begin{array}{r} 9 \\ + 1 \\ \hline \end{array}$
---	---

	$\begin{array}{r} 4 \\ + 6 \\ \hline \end{array}$
---	---

	$\begin{array}{r} 8 \\ + 1 \\ \hline \end{array}$
---	---



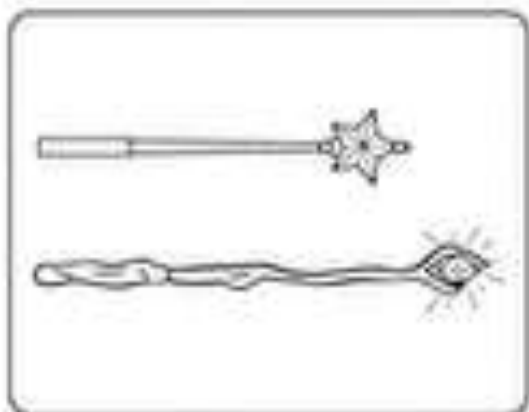
	$\begin{array}{r} 3 \\ + 6 \\ \hline \end{array}$
---	---

	$\begin{array}{r} 3 \\ + 7 \\ \hline \end{array}$
---	---

Name: _____ Date: _____

Measuring Magic

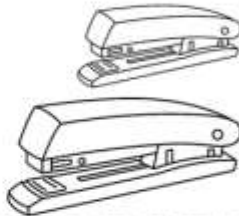
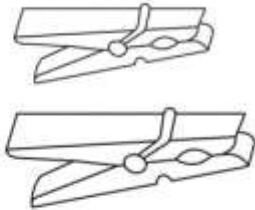
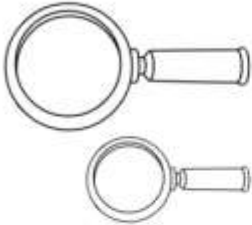
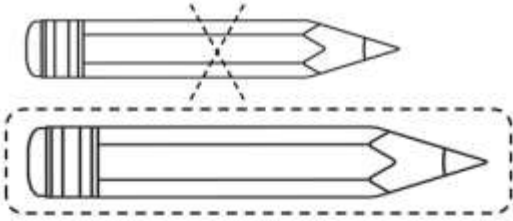
Help the fairy compare her tools and friends by circling which one is longer than the other.



Name _____

Compare Length

Compare the two objects. Circle the object that is longer. Draw an X on the object that is shorter. Circle both objects if they are the same length.

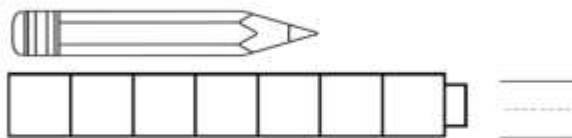
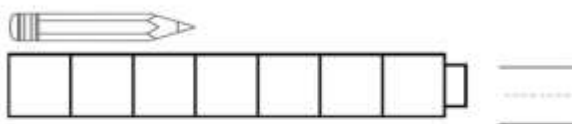
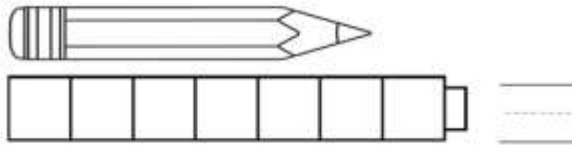
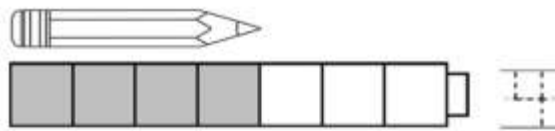


Copyright © 2018 by Thomas

Name _____

Use Cubes to Measure Length

Look at the length of the pencil. Color the stacking cubes to show the length of the pencil. Write the number of cubes you colored.


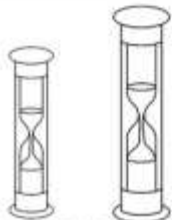
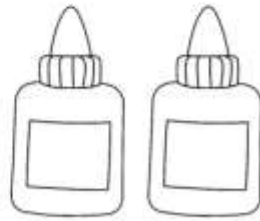



Copyright © 2018 by Thomas

Name _____

Compare Height

Compare the two objects. Circle the object that is taller. Draw an X on the object that is shorter. Circle both objects if they are the same height.





Copyright © 2018 by Thomas

Name _____

Use Cubes to Measure Height

Look at the height of the flower. Color the stacking cubes to show the height of the flower. Write the number of cubes you colored.



Copyright © 2018 by Thomas