

Dear Parents,

We hope that the children are enjoying completing their workbooks and engaging with our online lessons each week.






Please encourage your children to listen to our Read Alouds, as well as the Bedtime Stories, which are advertised on our website every evening at 7pm. We hope they like the stories that each teacher has chosen to read.

As always this weeks plan is a guide from which you can pick and choose activities which best suit your child, there is no pressure to complete everything. Thank you to all who have sent emails, we love to hear from you!

Mrs. Carville – [deirdre@stlouisinfants.ie](mailto:deirdre@stlouisinfants.ie)

Mrs. Mc Kenna – [eimearmck@stlouisinfants.ie](mailto:eimearmck@stlouisinfants.ie)

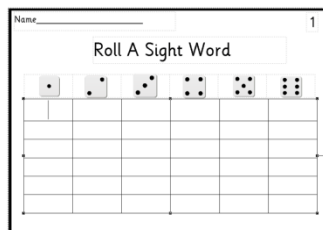
Miss Lynch - [ciara@stlouisinfants.ie](mailto:ciara@stlouisinfants.ie)

	English	Gaeilge	Maths	Other
 Monday	Spell & Write Reading Sheet 5 Phonics.	<a href="https://www.youtube.com/watch?v=Yi_A6EtsELM">https://www.youtube.com/watch?v=Yi_A6EtsELM</a>	Story of 10	Read aloud: <a href="https://youtu.be/MebKruC-BOI">https://youtu.be/MebKruC-BOI</a>  PE
 Tuesday	Writing Reading Sheet 5 Phonics.		Story of 10	Religion Geography
 Wednesday	Writing Reading Sheet 6 Phonics.	<a href="https://www.youtube.com/watch?v=KSg_5z5jrjU">https://www.youtube.com/watch?v=KSg_5z5jrjU</a>	Story of 10	Art
 Thursday	Writing Reading Sheet 6 Phonics.		Time	Music
 Friday	Writing Reading Sheet 5 & 6 Phonics.	<a href="https://www.youtube.com/watch?v=Iv047ahZwIA">https://www.youtube.com/watch?v=Iv047ahZwIA</a>	Time	Science

## Section 1

### ~ English

Well done on completing all the spellings in your red spelling book. This week you could use your dice and Roll a sight word sheet in your clearboard and pick 6 words from page 18 or 19 in your spelling book that you don't know how to spell and practice writing them.



### Reading - Reading Sheet 5 - Balls

Find and learn the following words from Reading sheet 5

throw          basketball

large          baseball

dribble          soccer

For additional reading go to <https://www.oxfordowl.co.uk/> and in My class login use username: louisinfants and password: seniorinfants and search for the book 'Up in the air'

Phonics - or sound

<https://www.youtube.com/watch?v=0TKWxjU0UgQ>

Pg 68 & 69 in Sounds Make Words workbook



### ~Gaeilge:

Scéal an Lae~ *Cinnín Óir agus Na Trí Bhéar*: [https://www.youtube.com/watch?v=Yi\\_A6EtsELM](https://www.youtube.com/watch?v=Yi_A6EtsELM)

Story of the Day~ *Goldilocks and The Three Bears*.



## ~Maths

This week in Maths we will continue to work on the Story of 10.

We will also take a look back at learning how to read the clock.

Let's look back at all the ways we made 10 last week.

<https://youtu.be/ch7KzI3n2Zk>


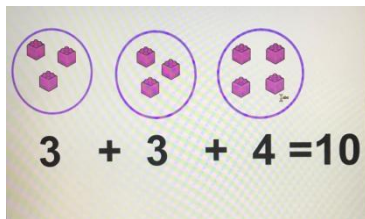
eg.  $6 + 4 = 10$

$7 + 3 = 10$

This week using your unifix cubes can you make 10 using 3 numbers?

eg.  $5 + 1 + 4 = 10$

$3 + 2 + 5 = 10$




Busy at Maths page 94.



*Five Minutes' Peace*, read by Mrs McKenna

<https://youtu.be/MebKruC-BOI>



~PE: Try and play and run around outside everyday if you can . If you can't use your dice to do these exercises everyday.



## Section 2

~ English:

Reading - Reading Sheet 5 & words

Additional reading - Oxford Owl book - 'Up in the air'

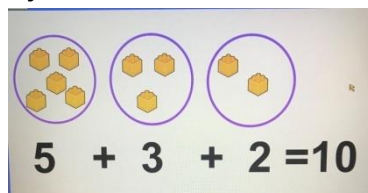
Phonics - silly words and writing sentences

Pg 70 & 71 in Sounds Make Words workbook

~Maths:


[https://youtu.be/RiFRb\\_Uoa3U](https://youtu.be/RiFRb_Uoa3U)


Continue to use your cubes to make 10. Again today break the cubes into 3 groups and



write the sum

You can also use a numberline to add the 3 numbers. Start at the first number and count on.





Busy at Maths Page 95.

### ~Religion:

Online Resources available: <https://app.growinlove.ie/en/login>

Email: [trial@growinlove.ie](mailto:trial@growinlove.ie) Password: growinlove

Theme 8 The Church, Lesson 2: A Place to Pray

Grow In Love Book: Pages 50 & 51



### ~Geography:

This week we will talk about taking care of our locality.

I know at this time that we are unable to visit the beach with the travel restrictions of covid 19. However we know that it is extremely important to take care of the places we live and visit. Whether it is the park, the town or indeed your own garden, house etc.




Have a look at page 66 and talk about the picture.

Erin, Fionn and Sparky are on their Summer holidays. They're going to the local beach with Rosie.

These words might help you, beach, rock pool, seaweed, periwinkle, crab, sand dune, rubbish, litter, environment.

<https://edcolearning.ie/Book/Page?bookId=book853&chapterId=chapter13&pageId=page70#>



Colour the ways that the children are taking care of the beach.

### Section 3

~English:

Reading - Reading Sheet 6 - At Night

Words - Find and learn the following words from Reading sheet 6

night	owls
about	bright
rest	sleepy

Additional reading - Oxford Owl book - 'Up in the air'

Phonics - air sound <https://www.youtube.com/watch?v=uZHKK9jnfFQ>

Sounds make words workbook page 72

Writing - Green writing copy - do the next page of writing in your book.

A ship has a sail.


A train has a rail.

Remember your finger spaces and to keep inside the lines.

~Gaeilge:

Scéal an Lae~ *An Tornapa Mór Millteach*: [https://www.youtube.com/watch?v=KSg\\_5z5jrzu](https://www.youtube.com/watch?v=KSg_5z5jrzu)

Story of the Day~ *The Giant Turnip*



~Maths:


We can write our sums horizontally like this  $5 + 3 = 8$

But we can also write them vertically like the 5

$$\begin{array}{r} \_ + 3 \\ 8 \end{array}$$

Have a look at this in your book – we think you will find it very easy.

If you are not sure of the answer just count the dots!



Busy at Maths page 96



~Art: Draw, paint or construct your own 'Under the Sea' scene.





## Section 4

### ~English:

Phonics - ear sound <https://www.youtube.com/watch?v=4JSwmP61nXo>

Page 73 Sounds Make Words

Writing -green writing copy write

I have a coat.

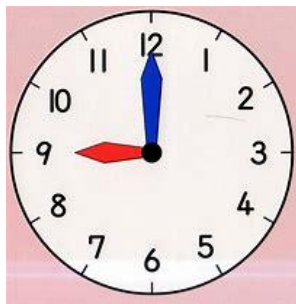
I have a boat.

Reading - Reading Sheet 6 & words

Additional reading - Oxford Owl book - 'Up in the air'

### ~Maths:


We looked at 'Time' a few weeks ago and we learned all about telling the time. We know that a clock has an hour hand which is the short hand and a minute hand which is the long hand. If the long hand is pointing to 12 that means it is something o'clock. When the short hand points to a number that tells us what time it is.



This clock says 9 o Clock



This clock says 2 o clock.



Have a look at pages 98 and 99. Write the answers. What time is it on each clock?

This is a fun game to play: <https://www.topmarks.co.uk/r.aspx?sid=5374>


### ~Music:

This week we will look at page 60 in your music book.

This is a recording I have made to help you.

Click on this link.

[Clapping beats page 60](#)



We will learn how to clap beats.

On this page we can see ducks and ducklings.

Each duck stands for 1 beat

Two ducklings together make 1 beat.

## Section 5

### ~English:

Phonics - Try the crossword on page 74 in Sounds make words

Reading - Reading Sheet 5 & 6

Additional reading - Oxford Owl book - 'Up in the air'

### ~Gaeilge:


Scéal an Lae~An Fear Sinséir: <https://www.youtube.com/watch?v=Iv047ahZwIA>

Story of the Day~ The Gingerbread Man




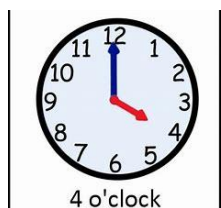
### ~Maths:

Today we ask you to draw the hands on the clock to tell the time.



Draw 4 o'clock.

So in order to draw 4 o'clock we draw a long hand pointing to 12 and a short hand pointing to 4.



Busy at Maths page 99.

<https://www.topmarks.co.uk/r.aspx?sid=5374>

~Science:



Explore with me page 61 - Floating and Sinking

<https://www.youtube.com/watch?v=aZ9gj-8Ssuw&feature=youtu.be>

Think like a Scientist

- Predict which items will float and which items will sink.
- Why do you think they floated or sank?



Well done to all of the boys and girls from Room 3, Room 9 and Room 10 for completing another week of online learning! We are all so proud of the hard work you have been doing at home since we left our school on March 12<sup>th</sup>! We hope you have been enjoying the lovely weather and are making lots of special memories with your families.

Take care, love from Mrs. Carville, Mrs. Mc Kenna and Miss Lynch.

