

June 2nd - June 5th 2020

Hello girls and boys. I hope you all enjoyed the Bank Holiday weekend.

It is now the month of June, the last month that you would be spending in St. Louis Infant School before heading off to 'Big School'!

Normally this is an incredibly busy month for First Class. We are heartbroken that we cannot celebrate this massive milestone with you as we normally do. First Class teachers are busy thinking and planning how we can mark this very special occasion and will keep you updated with what we plan for all our very special First Class children.

As always, if you need any help at all, please tell your parents to contact us, as we are here to offer any help or support we can.

We miss you all so much and we are very proud of all the hard work that you are doing in your homes.

Love Ms. McAnerney, Ms. McCague, Ms. Hughes and Ms. Boylan

Ms. McAnerney kate@stlouisinfants.ie

Ms. McCague laura@stlouisinfants.ie

Ms. Hughes nadine@stlouisinfants.ie

Ms. Boylan jacinta@stlouisinfants.ie

Ms. Fitzpatrick would love to hear from any of the children who go out to her. You can email her at aisling@stlouisinfants.ie





Spellings:

chip	skip	skin	hint
clip	slip	shin	fail
drip	trip	spin	hail
grip	chin	thin	jail
ship	grin	twin	mail

Dictation:

1. The twins like to skip.
2. They went for a trip on the ship.
3. I like to eat chips and beans.
4. I got a letter in the mail.

Watch and listen to the link below to revise your sounds.

<https://www.youtube.com/watch?v=-e8DCb3E3Cg>



Reading:


This week we are going to start a novel Jasper

Saves the Day. This week we are going to read Chapter 1 and 2 (pages 1 - 20).

If you feel this is too difficult for your child, you can read the pages from Jasper Saves the Day to them and they can read the story Huggy Bear is a Rascal to you. Talk to your child about the story and ask them to recount what happened in their own words.

Phonics book

Open up page 77 in your Sounds make Words book. Read the words ending in **ey** and fill in the missing words in the sentences.



Read the words ending in **ild** and **ind** and fill in the missing words

in the sentences.

Open page 78. Read the words ending in 'le' and fill in the missing words in the sentences.

Now using your phonics knowledge, read the words and their meanings and match each word to the correct meaning.

Poem:

My Teacher's Going Crazy

My teachers going crazy
I have no idea why.
I think as I see
A pencil zooming by.
She's got 11 'no name' papers
And over 20 in her class.
Wally lied and Sammy made
His own homework pass.
Jimmy broke the computer
And Jessie cut her hair.
Billy screams out repeatedly
And Maggie just won't share.
Tonya tied her shoes together
Alex stepped in pie.
Nancy couldn't hold it
And Annie told a lie.
My teachers going crazy
And I have no idea why.



Reading Comprehension

Read the story and answer the questions.



Name _____

Lemonade Stand


It was a hot, hot day. Sara and Blake wanted to set up a stand to sell lemonade. They made lemonade by mixing water, lemons, and sugar. Next, they set up a table and put out cups. After that, they made a big sign. Sara and Blake sold it for fifty cents a cup. Lots of people came to buy their drinks. At the end of the day, Sara and Blake had made twenty dollars!

1. How do Sara and Blake make the lemonade?

2. How much money do Sara and Blake make?

3. Sequence the events. Write 1, 2, 3, 4, 5.

- ___ They made a sign.
- ___ They made the lemonade.
- ___ They set up a table and put out cups.
- ___ They made twenty dollars.
- ___ Lots of people bought the lemonade.



Maths

MENTAL MATHS - week 37 - complete all of week 37

including the Problem Solving and Friday Review.



MATHS BOOK (page 119 - 124)

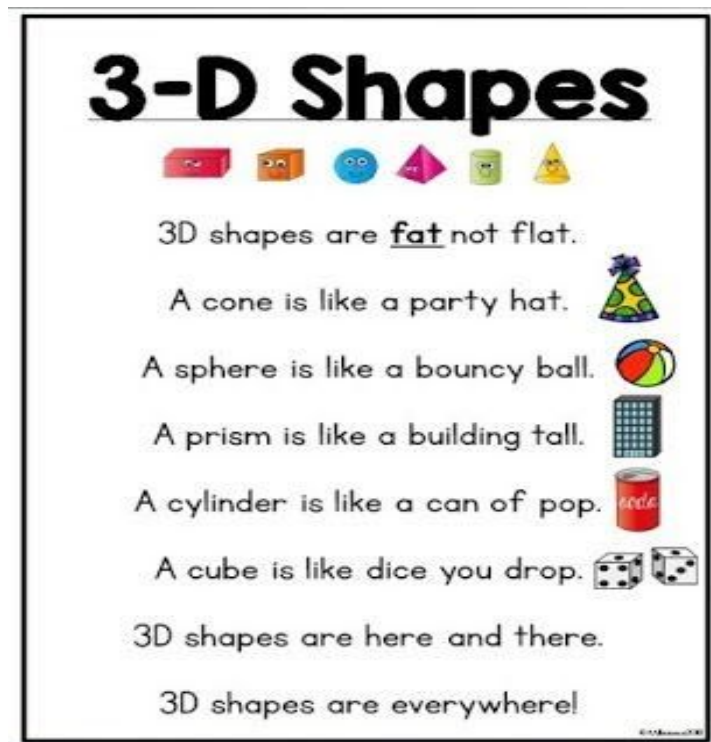
- Here is a video on 3-D Shapes:

<https://www.youtube.com/watch?v=2cg-Uc556-Q>

Remember the poem we learned about 3-D Shapes

On page 119 you have to match up the 3-D shape with the object and then at the bottom of the page, count up how many of each of the 3-D shapes you can see in the picture.

On page 120 you must answer the questions on whether the 3-D shapes stack or roll.



- 3D shape properties:






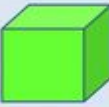
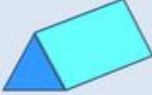

Faces - A face is a flat or curved surface on a 3D shape. For example a cube has

6 faces.

Edges - an edge is where two faces meet. For example, a cube has 12 edges.

Vertices / Corners - a vertex is a corner where edges meet. A cube has 8 vertices.

On page 121 you must fill in the table on the properties of 3-D shapes

<p>Cone</p>  <p>2 Faces 1 Edge 1 Vertex</p>	<p>Sphere</p>  <p>1 Face 1 Edge 0 Vertices</p>	<p>Tetrahedron</p>  <p>4 Faces 6 Edges 4 Vertices</p>	<p>Cuboid</p>  <p>6 Faces 12 Edges 8 Vertices</p>
<p>Cylinder</p>  <p>3 Faces 2 Edges 0 Vertices</p>	<p>Cube</p>  <p>6 Faces 12 Edges 8 Vertices</p>	<p>Triangular Prism</p>  <p>5 Faces 9 Edges 6 Vertices</p>	<p>Square-based pyramid</p>  <p>5 Faces 8 Edges 5 Vertices</p>

- Ordinal Numbers

Here is a short video on Ordinal Numbers:

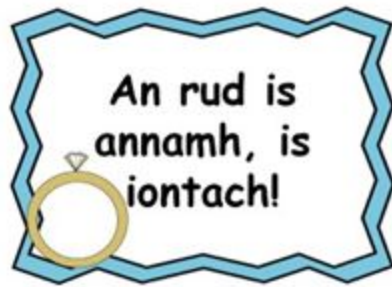
<https://www.youtube.com/watch?v=0CWWNzprEQ4>

On page 122 complete all the questions using your colours and pencil.

On page 123 fill in who lives in which apartment. The ordinal numbers are written at the top of the page to help you.

On page 124 try and crack the code!

Gaeilge



"An rud is annamh is iontach" means "The thing that is seldom is wonderful". An example of this is Christmas or your birthday.....because we don't have a birthday or Christmas everyday it's really brilliant when it is here!

Well done if you have been getting these right!

This is our last week of 'Bua na Cainte' as we would have been finishing up this week in school and focusing on revision until the Summer holidays. We are so proud of you all for watching the videos and using a little bit of Irish each day at home. We know it is a very difficult subject for some parents so we really appreciate all the hard work you have been doing at home with your parents. You are all superstars!



This week we are looking at 'An Trá' which means 'The Beach' in Irish. There are 3 videos this week and everyone should have received the worksheet in their pack from the school.

- Watch the video about Daddy, Oisín, Liam and Bran's visit to the beach.
https://youtu.be/pQ_NC3Hiu78 Practice the new words you hear. What did they all get up to at the beach? Can you write these 5 sentences into your Gaeilge copy and draw a picture of their day at the beach?
 - o Chuaigh Daidí, Oisín, Liam agus Bran go dtí an trá.
 - o Bhí Daidí agus Oisín ag déanamh caisleáin.
 - o Bhí Liam ag imirt peil leis an liathróid.
 - o Chuaigh Bran ag snámh san uisce.
 - o Chuaigh Daidí ag iascaireacht.

- Listen to the song "Táimse féin ag iascaireacht". Can you practice singing along with it? Maybe make up some actions to help you remember the lines.
<https://youtu.be/ewBYWOByumM>
- Watch this video about another trip to the beach. <https://youtu.be/Gcsd8Hqn8j0>
The children saw so many different things. Can you find the words in the wordsearch and read the words on the picture and colour it in?

Bí ag Caint

Tóirfhocal

liathróid	<input checked="" type="checkbox"/>
caisleán	<input type="checkbox"/>
buicéad	<input type="checkbox"/>
spád	<input type="checkbox"/>
sliogán	<input type="checkbox"/>
portán	<input type="checkbox"/>
iasc	<input type="checkbox"/>
báid	<input type="checkbox"/>
trá	<input type="checkbox"/>

b	u	i	c	é	a	d	a	o
s	p	á	d	i	p	i	s	b
c	m	é	v	p	o	k	l	á
l	i	a	t	h	r	ó	i	d
d	a	h	l	r	t	g	o	f
ó	s	n	b	f	á	t	g	í
a	c	s	o	t	n	r	á	u
c	a	i	s	l	e	á	n	o



Geography

The secret country last week was Vietnam!

Here are this week's clues! Good Luck!

1. This country is in the continent of Europe.
2. A famous building in this country is the Tsarevets Castle .
3. The capital of this country is Sofia.
4. The currency of this country was Lev but now it is Euro.

5. The flag of this country is white, green and red.



Write 3 additional interesting facts about this secret country!

Features of the Beach

- Have you ever been to the beach?
- What did you see there?
- Look at the slideshow video: <https://youtu.be/KWgVojefBo> . Listen to the definition of each feature. Some of these features are natural which means they

were formed by nature and others are man-made which means they were built or constructed by humans.

- Can you tell which features of the beach are 'natural' or 'man-made'?
- Complete **page 85** in your **'Explore with Me'** workbook-identify each of the features in the photographs and say if it is 'natural' or 'man-made'.

Features of the Beach

Complete the sentences.

headland boardwalk sand dunes rock pool
cliffs pier natural man-made



This is a _____.
It is a _____ feature.



This is a _____. It is a
_____ feature.



These are _____.
They are a _____ feature.



This is a _____. It is a
_____ feature.



This is a _____. It is a
_____ feature.



These are _____. They
are a _____ feature.



Science

Heating and Cooling

- Have you ever eaten ice-cream on a really hot day? What happened to it??
- Can you make a list of other items that change when listed? (water, butter, etc)
- What would happen to the ice-cream if you put it back into the freezer?
- Watch this video on what happens to water and other materials when it gets too hot or too cold: <https://www.youtube.com/watch?v=efaaNH-LbTQ>
- Can you make rice-krispie buns at home and record what happens to the chocolate before heating, after heating and after cooling-**Page 86** in your **'Explore with Me'** workbook.
- Enjoy the treats.

Heating and Cooling

Record how to make crisped rice buns.

chocolate cool Melt bowl cereal microwave Spoon



- 1 Break the _____ into a _____.
- 2 _____ the chocolate in the _____.
- 3 Stir in the _____.
- 4 _____ the mixture into bun cases.
- 5 Allow to _____.




Draw the chocolate ...

before heating.

after heating.

after cooling.



History

Newgrange and Carrowkeel

- Newgrange and Carrowkeel are special tombs or burial places that were built a long time ago.
- Watch the video all about these two special places:
<https://youtu.be/n-ycXvHCUA0>
- Complete page 87 in your 'Explore with Me' workbook-read about Newgrange and Carrowkeel and recall facts about each tomb.

Newgrange and Carrowkeel

Newgrange	Carrowkeel
 <p>Newgrange is an ancient passage tomb that was built over 5,000 years ago. It is in Co. Meath. Newgrange is a circular mound that is surrounded by ninety-seven kerbstones. On the shortest day of the year, known as the winter solstice, the sun shines through the roof-box, down the long passage and into the chamber.</p>	 <p>Carrowkeel cairns are in Co. Sligo. It is believed that these cairns are older than Newgrange. Some of the cairns are named with letters. Every year the sun shines through the roof-box and into the chamber on the longest day of the year, which is known as the summer solstice.</p>

Write Carrowkeel or Newgrange beside each sentence.

- 1 I am a tomb in Co. Meath _____
- 2 I am older than Newgrange. _____
- 3 I am a tomb in County Sligo. _____
- 4 There are 97 kerbstones around me. _____
- 5 My chamber lights up during the summer solstice. _____
- 6 Many people come to see me during the winter solstice. _____

Religion



This week we are learning about how God created the world. Here are some videos from 'Grow in Love' that we love to watch in school:

- 'Creation Story' Part 1: <https://vimeo.com/202723426>
- 'Creation Story' Part 2: <https://vimeo.com/202723445>

In your 'Grow in Love' workbook please complete pages 50 and 51. On page 50 you have to draw a picture of your favourite tree, plant or flower, your favourite land animal (so an animal that lives on land) and your favourite sea creature and write down their names under your pictures. On page 51 you need to unscramble the words and read all the things that God created.

Art

Paper Lollipops

You need some paper, a lollipop stick and some glue.

Make different lollipop designs. :)



Ice-Cream Cone

You need some bun cases, markers, crayons or pencils, glue and paper.
It looks yummy. :) Good luck!



Pineapples

You need some paper, paint, glue and a sponge or paint brush to make the circles.
You could also use your fingers. :)



Cooking with Kids



What you need:

- Greek yogurt
- Honey
- Raspberries
- Strawberries
- blueberries

Cooking Instructions

1. Mix up greek yogurt.
2. Add in a squeeze of honey.
3. Mix the two ingredients together.
4. Pour the mix onto a baking tray.
5. Place raspberries, strawberries and blueberries over the honey and yogurt mixture.
6. Place the baking tray in the freezer for a few hours.
7. Parents will cut the yogurt bars into squares when the mixture has set.

Enjoy!!

Music: Create the sounds of the ocean using an ocean drum



An ocean drum sounds remarkably like the waves at the seashore.

What you will need:

- **A sturdy box:** Pizza boxes or flat boxes
- **Strong tape:** Packing tape, masking tape or electrical tape
- **Plastic** to cover the window in the box
- **Contents for the drum:** Choose any small fillings such as pasta, lentils, dried beans, marbles, or small pebbles.

What You Do:

1. With the help of an adult, cut a window in the front of your box using scissors.
2. Cover the window you have cut out with some plastic and seal the plastic with strong tape.
3. Now choose your fillings and fill your ocean drum. Small, round objects give a sound most like a real ocean drum, but you can get creative with what you'd like to use.
4. Once you've chosen your perfect contents, you are ready to seal the drum. Cover with strong tape so that when played the contents will stay inside. You can paint your box or decorate the outside of your box.

Here is a video clip with some interesting ocean sounds in the background!

<https://www.youtube.com/watch?v=5Tg7lbsREr4>