

Dear Parents,

We hope that you are all well. We hope you were able to collect your books from the school last week. I'm sure the children were delighted to see all their books again and hopefully are enjoying the games and treats that were in the bag!

We hope that you are managing to do some of the work that we are putting here on the website. As always just do what you can there is no pressure to complete the work. We feel it may be easier for you now that you have the workbooks to help you at home, and that it will take away any pressure of printing or any other pressures you may have felt. The work on the website from now on will guide you through your books and workbooks. We hope this helps. As we say every week your family's health and wellbeing come before any school work.

We thank all of you who have contacted us over the weeks, we would really like to hear from everyone at some stage if possible please. Even a line to say how you are getting on would be very welcome.

Mrs. Carville – deirdre@stlouisinfants.ie

Mrs. Mc Kenna – eimearmck@stlouisinfants.ie

Miss Lynch - ciara@stlouisinfants.ie

	English	Gaeilge	Maths	Other
Section 1 Monday	Spellings Write Sentences Reading Sheet 1 Phonics.	https://youtu.be/Y1F3b_1s7SY	Numeral 10	Read aloud Jolly Olly Octopus https://youtu.be/K_spyDpuOjk
Section 2 Tuesday	Spellings Write Sentences Reading Sheet 1 Phonics.	https://youtu.be/Y1F3b_1s7SY	Numeral 10	Science PE
Section 3 Wednesday	Spellings Write Sentences Reading Sheet 1 Phonics.	https://youtu.be/i6x7dDJazIE https://www.youtube.com/watch?v=AFtumjfigtE&t=14s	Numeral 10	Art
Section 4 Thursday	Spellings Write Sentences Reading Sheet 1 Phonics.	https://youtu.be/i6x7dDJazIE https://www.youtube.com/watch?v=AFtumjfigtE&t=14s	Numeral 10	History
Section 5 Friday.	Spellings Write Sentences Reading Sheet 1 Phonics.	Dul Siar Revise all of the above.	Sequencing – My Day	Music

Section I

1 - English

Learn spellings

- fell
- look

Write a sentence for each spelling

Reading - Reading Sheet 1

Find and learn the following words from Reading sheet 1

boy	faster
going	park
getting	bike

For additional reading go to <https://www.oxfordowl.co.uk/> and in My class login use username: louisinfants and password: seniorinfants and search for the book 'No way!'

Phonics - s blends

<https://www.youtube.com/watch?v=54tbiF3gqhg>



Pg 34 in Sounds Make Words workbook

Gaeilge:

I: **An Trá Ceacht I**/The Beach Lesson I- https://youtu.be/YlF3b_Is7SY

Tá Oisín, Niamh agus Teidí ag an trá

Tá buicéad ag Teidí.

Tá spád ag Oisín.

Tá liathróid ag Niamh.

Tá caisleán ar an trá.

Tá gaineamh ar an trá freisin.

Tá bád agus iasc san uisce.

Tá an ghrian agus scamall sa spéir.

Tá an lá te agus tirim.

~Tarraing agus dathaigh pictiúr den trá/ Draw and colour a picture of the beach:



Maths

Numeral 10.


Using your 10 cubes that you got in your pack from school, Count your ten cubes. Count maybe 10 lego pieces, can you find 10 pieces of pasta, 10 spoons, 10 toys, 10 socks etc.

How many different ways can you make 10. Start experimenting with them. Next week we will learn all about the story of ten, but for this week we will talk about the number 10 and sets of 10.



<https://youtu.be/uGL7xYEVeaY>

<https://youtu.be/DR-cfDsHCGA>




Busy at Maths Pg 86



Sit back, relax and enjoy our first Online Read Aloud with Miss Lynch reading

'Jolly Olly Octopus' by Tony Mitton & Guy Parker-Rees:
https://youtu.be/K_spyDpuOjk



Section 2

English

Learn spellings

- went
- this

Write a sentence for each spelling

Reading - Reading Sheet 1

Additional reading - Oxford Owl book - 'No way!'

Phonics - s blends

<https://www.youtube.com/watch?v=54tbF3gqhg>

Pg 35 in Sounds Make Words workbook

Gaeilge:

I: **An Trá Ceacht I**/The Beach Lesson I- https://youtu.be/YIF3b_Is7SY

Tá Oisín, Niamh agus Teidí ag an trá.

Tá buicéad ag Teidí.

Tá spád ag Oisín.

Tá liathróid ag Niamh.

Tá caisleán ar an trá.

Tá gaineamh ar an trá freisin.

Tá bád agus iasc san uisce.

Tá an ghrian agus scamall sa spéir.


Tá an lá te agus tirim



Maths

Numeral 10

Draw 10 dots, draw 10 buttons, draw 10 footballs etc.....



Busy at Maths page 87.

Science



Explore with me page 59 - The Shark





<https://youtu.be/HkdQXyjv4MI>









- The shark is the largest fish in the world.
- A baby shark is called a pup.
- Sharks have no bones. Their skeletons are made of cartilage which allows them to be more flexible.
- If a shark loses a tooth, another one grows. A shark can grow tens of thousands of teeth in its lifetime.
- There are over 400 different species of shark.
- The most dangerous sharks are the hammerhead shark, the great white shark and the tiger shark.
- Sharks mainly eat smaller fish but larger sharks also eat seals and sea lions.
- Shark fin soup is a delicacy in Asia. Every year, millions of sharks are killed for their fins.
- Sharks have a great sense of smell and hearing. They can smell one drop of blood in a million drops of water.
- A shark's skin feels rough like sandpaper.
- A shark's liver contains lots of oil. Oil is lighter than water so this helps keep them afloat.

PE - Try and play and run around outside everyday if you can . If you can't you could try some of these exercises inside.

<https://www.twinkl.ie/resources/twinkl-move/joe-wicks-twinkl-move>

<p>Joe Wicks: 5-Minute Move Workout 1 Marching on the Spot</p> <ol style="list-style-type: none">1. Stand with your feet hip-width apart.2. Lift one foot and then the other.3. Stay on the same spot.4. Lift your knees up high, keeping your back straight.5. Pump your arms as well.  	<p>Joe Wicks: 5-Minute Move Workout 1 Star Jumps</p> <ol style="list-style-type: none">1. Start with your feet close together.2. Jump and land with your feet wide apart.3. Stretch your arms out above your head.4. Jump your feet in and your arms down.  
---------------------------------------------------------------------------------------------------------------------------------------------------------------------------------------------------------------------------------------------------------------------------------------------------------------------------------------------------------------------------------------------------------------------------------------------------------------------------------------------------------------------------------	-----------------------------------------------------------------------------------------------------------------------------------------------------------------------------------------------------------------------------------------------------------------------------------------------------------------------------------------------------------------------------------------------------------------------------------------------------------------------------------------------

<p>Joe Wicks: 5-Minute Move Workout 1 Low Sprint Shuffle</p> <ol style="list-style-type: none">1. Crouch your body down.2. Run quickly on the spot.3. Pump your arms.4. Turn to the middle and the side.5. Make sure you have fast feet.  	<p>Joe Wicks: 5-Minute Move Workout 1 Squat</p> <ol style="list-style-type: none">1. Start with your feet a bit wider than your shoulders.2. Squat down as if you're sitting into a chair.3. Stand up tall again.4. Keep a straight back.  
-------------------------------------------------------------------------------------------------------------------------------------------------------------------------------------------------------------------------------------------------------------------------------------------------------------------------------------------------------------------------------------------------------------------------------------------------------------------------------------	---------------------------------------------------------------------------------------------------------------------------------------------------------------------------------------------------------------------------------------------------------------------------------------------------------------------------------------------------------------------------------------------------------------------------------------------------------------------------------

<p>Joe Wicks: 5-Minute Move Workout 1 Climb the Rope</p> <ol style="list-style-type: none">1. Pretend to climb a rope!2. Reach your hands above your head one at a time and pull the rope down.3. Lift your knees high and climb on the spot.  

Section 3

English

Learn spellings

- that
- make

Write a sentence for each spelling

Reading - Reading Sheet 2

Words - Find and learn the following words from Reading sheet 2

wheels	two
little	sister
hamster	ride

Additional reading - Oxford Owl book - 'No way!'

Phonics - Page 36 or 37 Sounds make words2 :

Gaeilge

Rann: *Gaineamh Mín Réidh*/ Rhyme: Smooth, smooth Sand: <https://youtu.be/i6x7dDJazIE>

Gaineamh Mín Réidh

Gaineamh mín réidh,

Gaineamh mín réidh.

Déanfaidh mé caisleán


Le gaineamh mín réidh.

~Éist leis an rann agus abair é sa bhaile/ Listen to the rhyme and say it at home.

~Éist le Scéalta le Spraoi, Scéal I: An Frog Prionsa/ Listen to Stories with Fun, Story I: The Frog

Prince: <https://www.youtube.com/watch?v=AFtumjfigtE&t=14s>

Maths



Busy at Maths page 88

Art:

Draw, paint or construct some of the May Flowers you have spotted outside this month while you were out and about on a walk or in your garden





Toilet Roll Stamp Flowers



taminglittlemonsters.com

Section 4

English

Learn spellings

Go over and write out spellings - you could use your Roll a sight word and dice to help you practice them.

Writing - In your new green writing copy write the first two sentences

The duck is wet.

The sock is red.

Remember to put a capital letter at the beginning of the sentence a finger space between each word and a full stop at the end of the sentence. Try and do your neatest writing.

Reading - Reading Sheet 2

Additional reading - Oxford Owl book - 'No way!'

Gaeilge

Dul siar ar lá 3.

Revision of Day 3

Rann: *Gaineamh Mín Réidh*/ Rhyme: Smooth, smooth Sand: <https://youtu.be/i6x7dDJazIE>

Gaineamh Mín Réidh

Gaineamh mín réidh,

Gaineamh mín réidh.

Déanfaidh mé caisleán

Le gaineamh mín réidh.

~Éist leis an rann agus abair é sa bhaile/ Listen to the rhyme and say it at home.

~Éist le Scéalta le Spraoi, Scéal I: An Frog Prionsa/ Listen to Stories with Fun, Story I: The Frog Prince: <https://www.youtube.com/watch?v=AFtumjfigtE&t=14s>

Maths

Continue finding sets of 10.



Busy at Maths page 89

History

The Children of Lir



~Watch the animation and retell the story in your own words: <https://youtu.be/pBSSa4uYL-w>

~Think like an Historian! -Name the characters in the story.

Why did Aoife turn the children into swans?

Name the three places where the children lived.

Where did they live first, next and finally?

~Open up your 'Explore with Me' workbook on page 60. Sequence the places where the swans lived, numbering them 1, 2 and 3.

~Draw a scene from the story and colour it in.


~*Optional Extension*~

~Further explore the places in the story. Point out Lough Derravaragh, the Sea of Moyle and Inishglora on the map of Ireland. Discuss the physical features of lakes and islands.

~Encourage your child to think of their own story where a wicked person turns them into an animal. They can record their story through pictures and then tell the story in their own words.

The Wicked Spell

Draw.



Section 5

English

Try your spelling test at home in your spelling notebook.

Phonics - page 38 Sounds make words

Reading - Reading Sheet 1&2

Additional reading - Oxford Owl book - 'No way!'

Gaeilge

Dul siar ar laethanta 1-4

Revision of days 1-4

Maths

Continue finding sets of 10.

Today we will look at sequencing. What picture comes first?

What comes after? What happens next?

First we waken up, then we eat our breakfast, then we go to school, then we are at school.




Busy at Maths page 85

Music

<https://youtu.be/6bWyhj7siEY>

Listen to this fab song - hope you like it. Have a look at the worksheet in your book and answer the questions.



Well done girls and boys you have reached the end of another week remote learning. Whatever you have managed to do is fine. Hope you enjoyed using your workbooks again

