

# Junior Infants

25th - 29th May





## Children and Parents



Hello to all the girls and boys in Room 4, Room 7 and Room 8. We hope you all enjoyed looking through your workbooks at all the lovely work you completed in school. You are all wonderful children and we miss you all so much.



Parents - We are going to give the children a little bit of school work again this week. We don't want any child annoyed or upset about it. Remember this work is optional. Don't worry if you don't get it all done. Encourage your child to do what they can and when it suits you and your home life. Please don't feel under pressure with the workbooks arriving home. These can be used at a pace that you feel comfortable with.

Miss Farrell, Mrs. Lambe, Mrs Mc Carey.

Mrs Mc Phillips & Miss Burns

( Support Teachers )



## Poem Of The Week



The poem last week was so much fun.  
Continue to practice it.

Hope you enjoy the poem this week about  
jungle animals.

Maybe you can try add some actions!



### The Jungle

Walking through the jungle,  
What did I see?  
A big lion roaring  
At me, me me!



Walking through the jungle,  
What did I see?  
A baby monkey laughing  
At me, me me!



Walking through the jungle  
What did I see?  
A slippery snake hissing  
At me, me me!



# Oral Language Activity



Look at the picture. These animals live in the jungle.

What animals can you see? Can you find the snake, elephant, giraffe, rhino, gorilla, toucan, lion, monkey and the zebra.

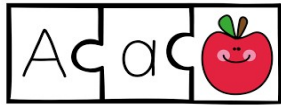
Can you make the sounds these animals make?

Why do you think the giraffe has such a long neck?

Where on the rhino's body would you find its horn?

Which animal is hanging upside down?


Which animal is your favourite? Why?




# Phonics



You now have your phonic workbook at home. Try and complete the next 4 pages in the workbook.



Use your letters in your folders to make words.



Revise letters and sounds using the link below.

<https://www.youtube.com/watch?v=jvAYUvQURGo>



## Sounds We Know

The following are all the sounds that have been taught in Junior Infants. We will be focusing on all these sounds for the remainder of the year, building words eg, cat, mat, sat. Please revise these sounds with your child on a regular basis. Once your child knows all their sounds, word blending will become much easier in the reading process.

s	a	t	i	p
n	c	k	e	h
r	m	d	g	o
l	u	f	b	j
w	z	v	y	qu
x	sh	ch	th	wh



Name \_\_\_\_\_



# Reading Time



Try to set aside a little time each day to read to your child. Encourage them to predict what they think will happen in the story. Also encourage them to look at books themselves and to identify any words they know. Get them to retell stories in their own words and to talk about the characters.

You could even ask them to give the story a new ending. Ask questions about the story, the setting, the characters and ask them what their favourite part was. They can also draw pictures and write sentences from the book.

Listening to audio books and stories is another fun way to engage in storytime.


Listen to the following story 'Rumble in the Jungle'  
Talk about the different animals we meet in the story.

Which animals is your favourite?

Which animal is king of the jungle?

Can you find any rhyming words?

<https://youtu.be/jBi2tsD2iUQ>





Now it's your turn to read!



cat



hat



sip



net



pet



We know that  
when we put  
sounds together  
they make words.  
Try blending  
these sounds to  
read each word!  
On the next page  
try to sound out  
any words that  
you may not  
already know.

in



rat



map



sad



hen



Kim had a pet bee.

It sat on a rock.



Sam had a pet cat.



It had a red cap.



It sat on a mat and had a nap.





## Extra Reading and Rhyming Words

Rhyme  
Time


‘For those kids that might feel comfortable doing some extra reading the following links will be very beneficial to them.

<https://www.starfall.com/h/im-reading/>

<https://www.oxfordowl.co.uk/>



Don't forget to look back over your word lists and rhyming words also!



Discover rhyming words in a fun way by clicking on the link below!



<https://youtu.be/a5MSv7R9d9A>



# Writing Activities



Practice your letter formation and remember to always begin at the dot. Explain to your parents that some letters are small, some are tall and some are hanging letters.

Try the next four pages in your handwriting workbook.



**Fine Motor Skills:** Getting your child to use their fingers as much as possible to make their fingers strong for writing - Using playdoh, cutting, sticking, drawing, using crayons/pencils.

- Let your child use paper, scissors, glue and colours to make whatever they want.
- Encourage your child to draw as much as possible and hold the crayon correctly.
- Encourage your child to write frequently - even if they are just making marks on a page.
- Revise how to write letters that we have done already correctly - Ensure your child is just practicing the lower case (small) letter version, not the capital.



## Writing Practice and Art



Can you write the following sentences and draw the picture!

Look at the lion.



Look at the zebra.



Look at the snake.



## Art Ideas

We hope you all enjoyed listening to the story 'Rumble in the Jungle!' Can you name some of the animals in the story?

Maybe this week you can try making or drawing a jungle animal. Be as creative and as imaginative as you like.





# Maths Activities



This week we are learning about money.

We are going to focus on the 1c, 2c and 5c coin.

## Game 1: Sorting Coins

Collect as many 1c, 2c and 5c coins as you can around the house. You may have some in a money box or borrow some from family members. Use 3 cups. Label one cup 1c, another cup 2c and the last cup 5c. Sort the coins into the correct cup.

## Game 2: The feely bag

Place some 1c, 2c, and 5c coins in a bag. Your child should not be able to see the coins. Ask your child to feel in the bag and guess the coin.


## Game 3: Shopping

Play shop at home. Put 1c, 2c, and 5c labels on the items in the shop.

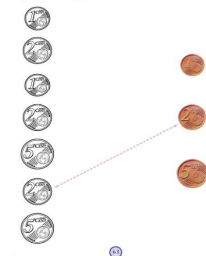
## Game 4: Adding

Can you add 1c coins together to make different amounts.

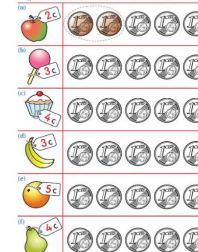
Try page 63, 67 & 74 in your maths workbook.



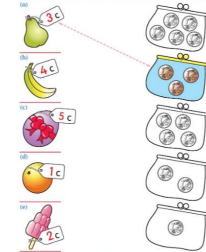
Match the coins. Colour.



Ring the correct number of coins. Colour.



Match to the correct purse. Colour.





## Gaeilge



Tá an lá te.  
It is a hot day.

Tá an ghrian sa spéir.  
The sun is in the sky.

Tá Niamh sa ghairdín.  
Niamh is in the garden.

Tá Teidí sa ghairdín.  
Teidí is in the garden.





## Music and P.E.



For music this week we have included a song all about jungle animals. I'm sure you will all enjoy this song.

Try and add lots of actions as you sing along.



<https://youtu.be/-zxcGKIMcOs>

We really missing hearing all your beautiful voices singing together in our classrooms.

You are all super fit kids. Lets try and stay active every day.  
Don't forget to count as you go!

20 jumping jacks.  
20 high knees.  
20 side steps.  
20 hops on each foot.  
20 frog jumps.

Run and change direction and speed while counting to 20.

Now it's Mum or Dad's turn!!!

Have you tried P.E. with Joe. Maybe try one or two days this week.

P.E. with Joe, Mon-Fri at 9am:

<https://www.youtube.com/thebodycoachtv>






S.E.S.E




## AMAZING FACTS ABOUT ELEPHANTS



Elephants are the largest land mammals.

A baby elephant is called a calf.

Elephants eat plants, grass and fruit. They don't eat meat.




Elephants love bananas. They are so clever they can peel a banana.



To drink they suck the water up into their trunk and spray it into their mouth.

Elephants love water. They love to swim and play in water.





## Additional websites



If you feel that your child would like to engage in extra activities through the week the following websites are very child friendly and educational.

<http://www.ictgames.com/>


<https://www.teachyourmonstertoread.com/>

<https://www.phonicsplay.co.uk/>

<https://www.phonicsbloom.com/>

<https://www.topmarks.co.uk/>

<https://www.starfall.com/h/>



Well done children and parents! Great work this week! Even if you only completed some areas that's perfectly acceptable. We are so proud of you all.