

# HOME LEARNING

Dear Parents,

We hope you are finding our plans helpful and easy to follow. As always we are providing you with a range of activities which you can pick and choose from, depending on what suits you and your child.

\*This week we would also greatly appreciate it if you could update your contact details upon the following form: [https://docs.google.com/forms/d/e/1FAIpQLSeXLrI\\_pK-Jnn5G7eIRx2vDOrfK-o6oc4jd2Pzo7f-UU72k2w/viewform](https://docs.google.com/forms/d/e/1FAIpQLSeXLrI_pK-Jnn5G7eIRx2vDOrfK-o6oc4jd2Pzo7f-UU72k2w/viewform).

\*\*On Thursday May 21<sup>st</sup> we will be distributing the children's workbooks along with some other useful resources for you to use at home. In order to maintain social distancing we are providing each year group with a different time slot. The collection time for parents of Senior Infant children is 10am-1pm. Please follow the social distancing signs outside the school and follow the one way system: collecting your child's books outside the front door and exiting the school grounds via the top gate. We will be continuing to provide you with weekly work plans on the website once the children have received their workbooks.

Thank you for your co-operation during these uncertain times. As always if you any questions please feel free to contact us:

Mrs. Carville~ [deirdre@stlouisinfants.ie](mailto:deirdre@stlouisinfants.ie)  
 Mrs. McKenna~ [eimearmck@stlouisinfants.ie](mailto:eimearmck@stlouisinfants.ie)  
 Miss Lynch~ [ciara@stlouisinfants.ie](mailto:ciara@stlouisinfants.ie)

|                        | English  | Irish   | Maths                 | Other            |
|------------------------|--|---|-----------------------|------------------|
| Monday<br>Section 1    | Read poem<br>Spellings<br>Reading pg 42<br>Words<br>Writing<br>Phonics fl            | <a href="https://youtu.be/ZoCAo8IKB_Q">https://youtu.be/ZoCAo8IKB_Q</a> | Odd & Even<br>Numbers | PE               |
| Tuesday<br>Section 2   | Read poem<br>Spellings<br>Reading pg 43<br>Words<br>Writing<br>Phonics fl            | <a href="https://youtu.be/nEI3_-9qb8o">https://youtu.be/nEI3_-9qb8o</a> | Odd & Even<br>Numbers | History          |
| Wednesday<br>Section 3 | Read poem<br>Spellings<br>Reading pg 44<br>Words<br>Writing<br>Phonics fr            | <a href="https://youtu.be/n4Wif7nWrF8">https://youtu.be/n4Wif7nWrF8</a> | Odd & Even<br>Numbers | Music and<br>Art |
| Thursday<br>Section 4  | Read poem<br>Spellings<br>Reading pg 45<br>Words<br>Writing<br>Phonics fr            | <a href="https://youtu.be/hwDi2h8ur6s">https://youtu.be/hwDi2h8ur6s</a> | Odd & Even<br>Numbers | Science          |
| Friday<br>Section 5    | Read poem<br>Spellings<br>Reading pg 46, 47<br>Words<br>Writing<br>Phonics fl and fr | <a href="https://youtu.be/d9P-LIRCJ2E">https://youtu.be/d9P-LIRCJ2E</a> | Odd & Even<br>Numbers | Geography        |

## Poem of the week

### WATER



There's water all around us  
In oceans, lakes and streams.  
We want it to be healthy,  
So let's help keep it clean!  
Water all around us—  
It helps us grow and live.  
If we all try not to waste it  
We'll have some left to give!

(to the tune of little teapot)

### Spellings –list 17

want

was

play

happy

with

see

### Section 1

#### English~

Read Poem – Water

Learn spellings:

~want

~ was

Write a sentence for each spelling

Reading – What a Box page 42

Words – What a Box List 3

For additional reading go to <https://www.oxfordowl.co.uk/> and in My class login use username: louisinfants and password: seniorinfants and search for the book 'Fright Night'

Phonics: fl and fr blends.

Click on [fl](#) to open this link

fl



Fl sounds songs:

<https://www.youtube.com/watch?v=bck9A2QawKo>

<https://www.youtube.com/watch?v=mEJ8SRwX1r8>

## + Gaelge~

-Dé Luain: Siopadóireacht Ceacht 5: / Monday: Shopping Lesson 5

[https://youtu.be/ZoCAo8IKB\\_Q](https://youtu.be/ZoCAo8IKB_Q)

*Faigh \_\_\_ agus cuir isteach sa tralaí é. (leabhar, cluiche, eitleán, bus, capall, carr, bád)*

*\*Tarraing agus dathaigh pictiúir den tralaí, leabhar, cluiche, eitleán, bus, capall, carr agus bád. Ansin gearr na pictiúir agus úsáid iad, ag cleachtadh an frása “Faigh.... agus cuir isteach sa tralaí é” le do Mhamaí, Dhaidí, dhearthair nó dheirfiúr.*

Draw and colour pictures of a trolley, book, game, plane, bus, horse, car and bird. Then cut the pictures out and use them while practising the phrase “find the ... and put it into the trolley” with your Mummy, Daddy, brother or sister.

## + Maths~

This week we will learn about odd and even numbers.

Some odd numbers are 1 3 5 7 9

Some even numbers are 0 2 4 6 8 10

This powerpoint explains all about odd and even numbers:

<https://www.twinkl.ie/search?term=odd+and+even+powerpoint>

~<https://youtu.be/uuD5JlrMnAk>

~<https://youtu.be/oesINcpSuZc>

**What Is An Odd Number?**

1, 3, 5, 7, 9

Odd numbers have one out of line.  
If a number ends in a **1, 3, 5, 7** or **9** it is an odd number.

1 3 5 7 9

Click for interesting fact! There is always an odd one out.

**What Is An Even Number?**

0, 2, 4, 6, 8

Even numbers have a partner.  
If a number ends in a **0, 2, 4, 6** or **8** it is an even number.

0 2 4 6 8

Click for interesting fact! Even numbers are in the 2 times table.

Sort out these numbers below into odd and even numbers. Look at each number and say whether or not it is odd or even. For example the first number is 7 – this is an odd number, the next number is 1 - it is an odd number.... and so on....

## Can You Sort These Numbers?

Write all the odd numbers in the odd box, and write all the even numbers in the even box.

7 1 15 3 4 20 6 13 11 9  
5 16 19 10 12 18 2 17 8 14

Odd


Even

## + P.E.~

Please ensure that your child is getting physical exercise – this could be just playing and running in the garden. We have included the following guidelines in case you wanted something different.

### Chest Pass - Key Teaching Points

- Children should stand around 1-2 metres away from their partner.
- They should hold the ball with both hands by joining their thumbs together to make a 'W' shape. Then they should spread the rest of their fingers around the ball.
- Children will hold the ball in at their chest, with their elbows sticking out to the side.
- They will straighten their arms to pass the ball to their partner.
- After their pass, their hands should be pointing to their partner's chest as this is where they want to aim for.



### Catching - Key Teaching Points

- Children should stand in front of their partner and make sure they are watching the ball, at all times.
- They will stand with their hands straight out in front of them, at their chest, as this is where they will aim the ball.
- Holding their hands out, they should make a 'W' shape by joining their thumbs together, spreading their fingers out as much as possible. The more they spread their fingers, the better chance they will have to catch the ball.
- When they catch the ball, they should absorb the throw by bending their elbows and bringing their hands and the ball into their chest.



## Shoulder Pass - Key Teaching Points

- Children will stand around 2m away from their partner.
- They will hold the ball in the fingers of their dominant hand. It should not touch their palm. They will use their other hand to gently touch the side of the ball to balance it.
- Children should hold the ball on top of their dominant shoulder.
- They will straighten their arm to pass the ball to their partner. When passing, they can drop the hand which is balancing the ball.
- After their pass, their hand should be pointing to their partner's chest as this is where they want to aim for.



## Section 2

### English~

Read Poem – Water

Learn spellings

~play

~with

Write a sentence for each spelling

Reading – What a Box page 43

Words – What a Box List 3

For additional reading go to <https://www.oxfordowl.co.uk/> and in My class login use username: louisinfants and password: seniorinfants and search for the book 'Fright Night'

Phonics fl words – listen to song and think of fl words. Draw pictures of words beginning with fl.

### Gaeilge~

Dé Máirt: Siopadóireacht Ceacht 6: /Tuesday: Shopping Lesson 6: [https://youtu.be/nEI3\\_-9qb8o](https://youtu.be/nEI3_-9qb8o)

*Dia duit. Dia's Muire duit.*

*Conas atá tú? Tá mé go maith, go raibh maith agat.*

*Tabhair dom cluiche, más é do thoil é. Seo duit cluiche.*

*Go raibh maith agat. Fáilte romhat.*

*An maith leat é? Is breá liom é.*

*Cé mhéad? Deich euro. Seo duit an t-airgead.*

*Slán leat. Slán.*


# An Siopa Éadaí



\*Oscail siopa éadaí sa bhaile inniu agus déan ról imirt ag ceannach nó ag díol na héadaí mar shampla; cóta, hata, t-léine, scairf, bríste, sciorta, gúna nó bróga. Bí ag cleachtadh na frásaí ó Ceacht 6.

Open a Clothes Shop at home today and engage in role play activities buying or selling the clothes for example a coat, hat, t-shirt, scarf, trousers, skirt, dress or shoes. Practice using the phrases from Lesson 6.

## Maths~



This youtube video explains about odd and even numbers: <https://youtu.be/lcCCTzkQmWs>

This number line shows all the even numbers in blue and all the odd numbers in red.

~Write a list of even numbers starting at 0 ..... How high can you go?

~Write a list of odd numbers starting at 1 .....How high can you go?

## History~

### The Lighthouse Keeper



## FYI!

- The Commissioners of Irish Lights is the authority for lighthouses in Ireland. They operate 70 lighthouses around the country today.
- In the 1980s lighthouses started to become automated. Today there is no need for permanent lighthouse keepers to be on site. In 1997, Baily lighthouse in Howth, Co. Dublin, was the last lighthouse in the country to become automated.

~Looks up some images of different lighthouses on Google. Discuss what a lighthouse is and what it does.

~Watch the animation and ask the children about the information provided by Michael in his story:

[https://youtu.be/JeoWSPR9p\\_Y](https://youtu.be/JeoWSPR9p_Y)

~Think like an Historian! - What is a lighthouse?

What was Michael's job? What did he do?

Why are there no lighthouse keepers anymore?


~Complete the 'True or False' activity.

~\*Optional Extension\*~

~Discuss other jobs and services that were performed by people in the past and are now automated. e.g. level crossings, ticket machines, self service checkouts etc.

~Read or Listen to the story '*The Lighthouse Keeper's Lunch*' by Ronda and David Armitage:



[https://youtu.be/JeoWSPR9p\\_Y](https://youtu.be/JeoWSPR9p_Y)



## The Lighthouse Keeper



Discuss.



True or false?

Lighthouses are found along the coast. \_\_\_\_\_

There are no lighthouse keepers any more. \_\_\_\_\_

Fog signals sound on a clear, bright day. \_\_\_\_\_

Lighthouses use electricity now. \_\_\_\_\_

### Section 3

#### English~

Read Poem – Water

Learn spellings:

~happy

~see

Write a sentence for each spelling

Reading – What a Box page 44

Words – What a Box List 4

For additional reading go to <https://www.oxfordowl.co.uk/> and in My class login use username: louisinfants and password: seniorinfants and search for the book 'Fright Night'

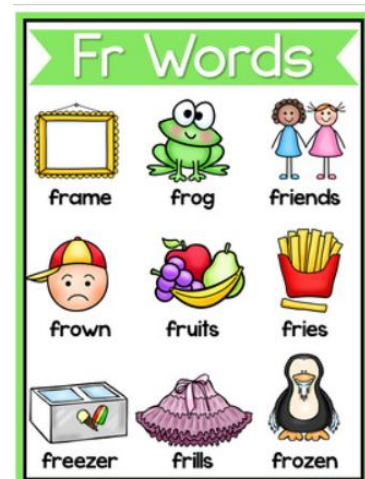
Phonics fr words – listen to song and think of words that begin with fr

fr song <https://www.youtube.com/watch?v=DL0oXl7kzUg>

<https://www.youtube.com/watch?v=pHWuNhWBncA>

Click on fr to open this link

fr





## + Gaeilge~

Dé Céadaoin: Siopadóireacht Ceacht 7/Wednesday: Shopping Lesson 7

<https://youtu.be/n4Wif7nWrF8>

*Cad atá ar siúl ag Teidí? Tá sé \_\_\_\_\_. (ag siopadóireacht, ag ceannach, ag marcaíocht, ag imirt peile, ag léamh leabhair, ag canadh, ag damhsa, ag seinm ceoil)*

*Cad atá ar siúl ag an siopadóir? Tá an siopadóir ag díol.*

*\*Féach ar na pictiúir agus bí ag cleachtadh na frásaí “Cad atá ar siúl ag Teidí?” agus “Tá sé ag siopadóireacht, ag ceannach, ag marcaíocht, ag imirt peile, ag léamh leabhair, ag canadh, ag damhsa nó ag seinm ceoil” le do Mhamaí, Dhaidí, dheirfiúr nó dheartháir.*

Look at the pictures and practise using the phrases “What is Teddy doing?” and “He is shopping, buying, horse riding, playing football, reading a book, singing, dancing or playing music” with your Mammy, Daddy, brother or sister.



Have a look at this page and say whether each number is odd or even.

# Even or Odd?

Name: \_\_\_\_\_

Directions: Circle if the amount of apples shown is even or odd.



even



even



odd



odd



even



even



odd



odd



even



even



odd



odd



even



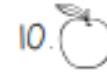
even

odd

odd



even



even



odd

odd

*Anchor Charts and 1st Grade Facts*

Take a look at the flower below:

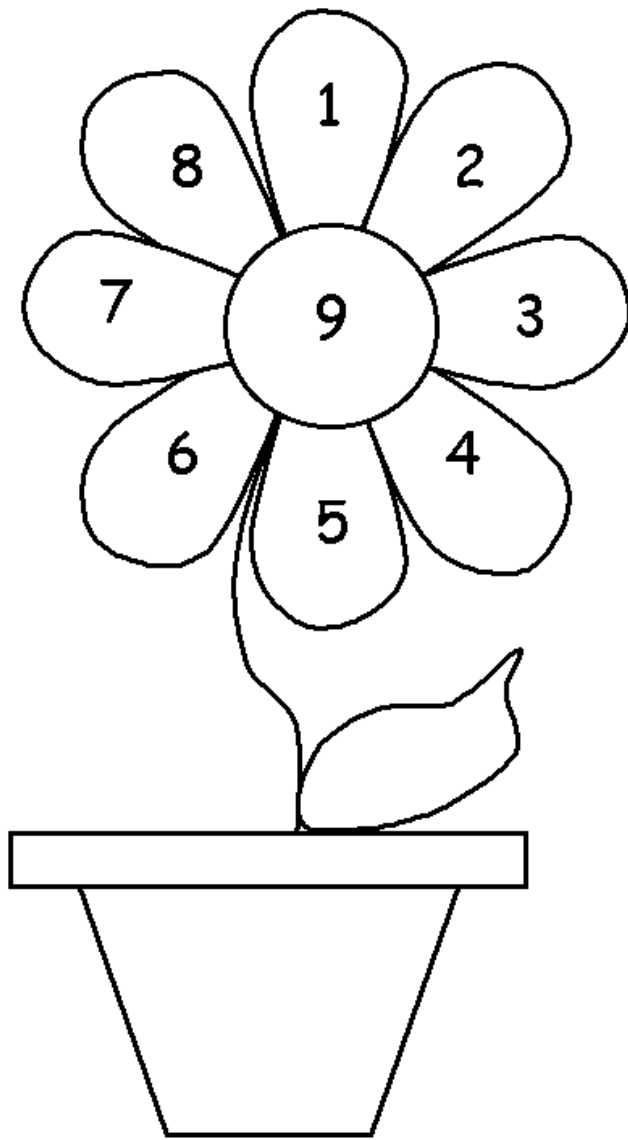
You do not need to print this page – simply draw a flower with 8 petals, write the numbers 1-8 on the petals and number 9 in the middle.

Colour the even numbers **blue**.

Colour the odd numbers **yellow**.

Write the odd numbers

Write the even numbers.



1. Color the even numbers blue.

2. Color the odd numbers yellow.

3. Write the even numbers:

\_\_\_\_\_

\_\_\_\_\_

4. Write the odd numbers:

\_\_\_\_\_

\_\_\_\_\_

\_\_\_\_\_

### Music~

This week we are guiding you towards some classical music. You will find this particular piece of music fun! Everyone can join in with Jacques Offenbach's 'can can' Enjoy listening and dancing.

~Go to [Starfall.com](https://www.starfall.com)

- Click on kindergarten
- Click on It's fun to read
- Click on music
- Click on Jacques Offenbach
- Enjoy listening and dancing.

As usual we will guide to towards


<https://dabledoomusic.com/>

This week we recommend Bruno Mars – Count on me.



# Art~

Draw, paint or construct your own lighthouse. Here are some examples to give you some inspiration:



## Section 4

### English~

Read Poem – Water

Learn spellings

Go over and write out spellings

Write and draw – read the following sentences slowly to your child. Get them to write the sentence and draw a picture to go with it.

~I want to go to the shop.

~I was at the park.

Reading – What a Box page 45

Words – What a Box List 4

For additional reading go to <https://www.oxfordowl.co.uk/> and in My class login use username: louisinfants and password: seniorinfants and search for the book 'Fright Night'

Phonics fr words – listen to the song and think of words that begin with fr.





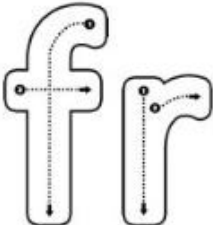

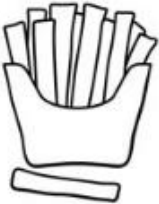




## Label the Blend Words

Label the pictures using the blend words.

|       |       |         |          |
|-------|-------|---------|----------|
| fruit | fries | friends | fry      |
| frog  | frown | frame   | freckles |

|  |  |  |
|--|--|--|
| <br>[ ] [ ] [ ] [ ] [ ]                     | <br>[ ] [ ] [ ] [ ] [ ]                     | <br>[ ] [ ] [ ] [ ] [ ] [ ] [ ] [ ] [ ] [ ] |
| <br>[ ] [ ] [ ] [ ] [ ] [ ] [ ] [ ] [ ] [ ] |   | <br>[ ] [ ] [ ] [ ] [ ] [ ] [ ] [ ] [ ] [ ] |
| <br>[ ] [ ] [ ] [ ] [ ] [ ] [ ] [ ] [ ] [ ] | <br>[ ] [ ] [ ] [ ] [ ] [ ] [ ] [ ] [ ] [ ] | <br>[ ] [ ] [ ] [ ] [ ] [ ] [ ] [ ] [ ] [ ] |

## Gaeilge~

Déardaoin: Amhrán: Tá Teidí ag Marcaíocht /Thursday: Song: Teddy is Horse riding:

<https://youtu.be/hwDi2h8ur6s>

### Amhrán – Tá Teidí ag Marcaíocht

*Tá Teidí ag marcaíocht.*

*Tá Teidí ag marcaíocht.*

*Hé hó mo Dhaidí ó.*

*Tá Teidí ag marcaíocht.*

*(ag imirt peile, ag seinm ceoil, ag díol, ag ceannach, ag damhsa, ag canadh)*

\*Bí ag canadh an t-amhrán sa bhaile inniu agus ansin bí ag imirt an Cluiche 'Deir Ó Grádaigh' le do Mhamaí, Daidí, dhearthair nó dheirfiúr agus úsáid an frása "bí ag" Ná dean dearmad; bí ag éisteacht go cúramach!

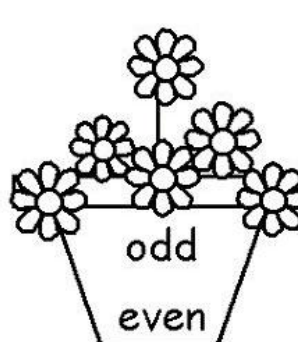
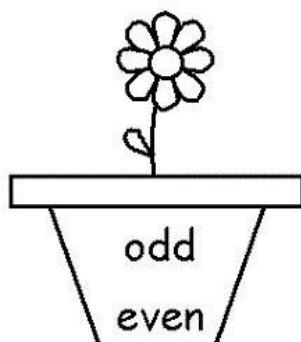
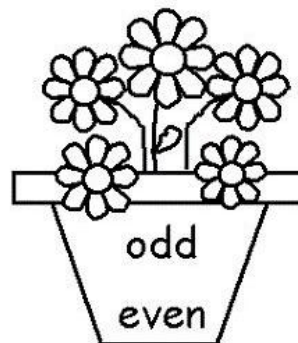
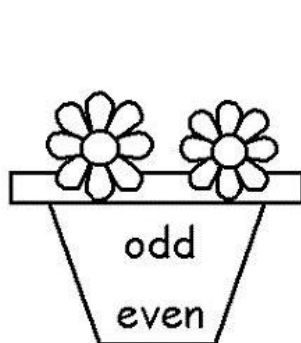
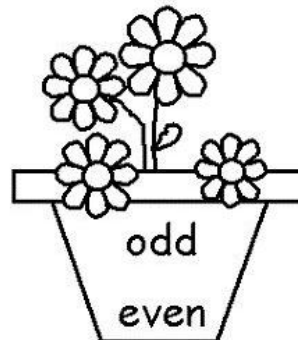
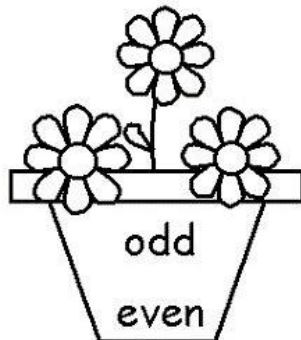
Sing the song at home today and then play the game 'Simon Says' with your Mammy, Daddy, brother or sister, using the phrase. Don't forget; listen very carefully!

## Maths~

Have a look at this youtube link: <https://youtu.be/jn8RZ-GIkQU>

Look at these pots of flowers, which ones are odd and which ones are even?

Color and count the flowers. Circle odd or even.

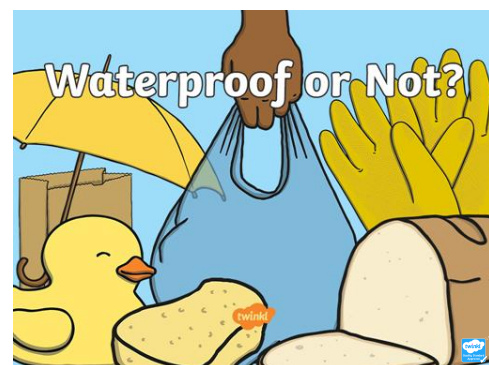
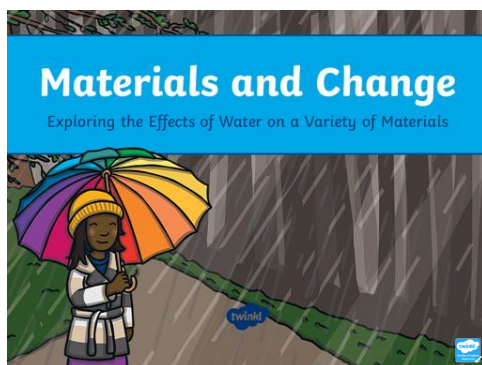


# Poster 9: A Rainy Day



- Tell me about the picture.
- Are the children in the picture having fun? Why? Why not?
- What kind of day is it today?
- Where does water come from?
- How do you know it is going to rain?
- Name people who work with water every day (e.g. fisherman, diver, swimming instructor).
- What kind of clothes should you wear on a wet day? What kind of clothes should you wear on a cold day?

Watch the following powerpoints and then decide what would be the best material to use to make an umbrella:



If you want you can carry out these investigations at home:

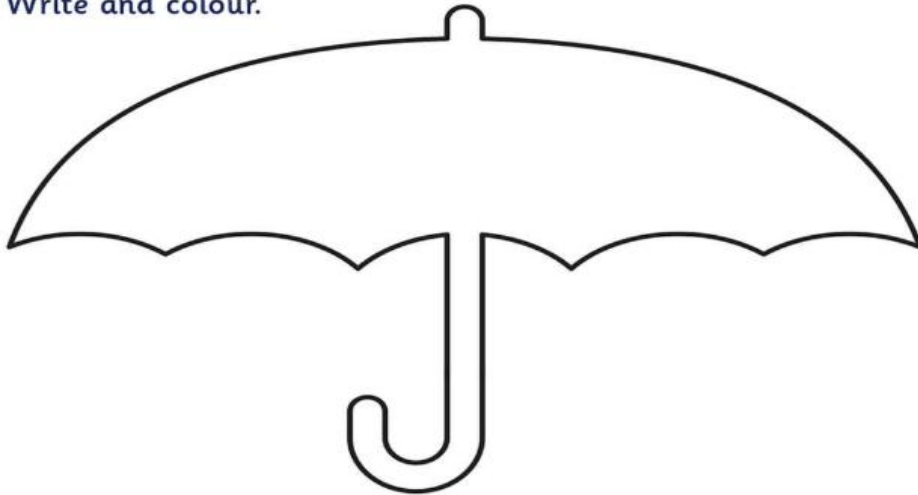


### Is It Waterproof?

Investigate. ✓ or ✗

|   |  |
|---|--|
| Tinfoil      | Plastic     |
| Paper towel  | Bubble wrap  |
| Fabric       | Cotton wool  |

Write and colour.



I would use \_\_\_\_\_ to make an umbrella.

### Section 5

#### English~

Read Poem – Water

Try your spelling test at home.

Write and draw – read the following sentences to your child. Get them to write the sentence and draw a picture to go with it.

~I want to play with the dog.

~I am happy to see my Mammy,

Reading – What a Box page 46 & 47

Words – What a Box List 3 & 4



Additional reading <https://www.oxfordowl.co.uk/> 'Fright Night

Draw pictures of words that begins with the fr sound.

## ✚ Gaelige~

Dé hAoine: Scéal agus Spraoi /Friday: Story and Play

<https://youtu.be/d9P-LIRCJ2E>

\*Éist leis an scéal 'Cochailín Dearg' agus bí ag súgradh sa Siopa Éadaí a d'oscail tú an seachtain seo.

Listen to the story 'Little Red Riding Hood' and play in the Clothes Shop that you opened this week.

## ✚ Maths~

Point to the odd numbers and the even numbers.

Maybe draw a picture of your own, using lots of odd and even number bubbles.

Sheet 1

**Coloring Activity**

Color the odd bubbles blue and the even bubbles green.

The illustration shows an underwater scene with various fish and sea creatures. The numbers in the bubbles are: 39, 48, 15, 22, 37, 14, 10, 25, 9, 46, 43, 50, 34, 17, 21, 45, 6, 2, 33, 40, 18, 7, 28, 12, 41, 19, 42, 31.









## Geography~

### Water

Water is very important. We use water lots of times every day. We need water to drink so that we can stay alive. There are many way we use water. Have a look at this picture and talk about all the ways we use water. It is very important that we don't waste water.

**Water in My World**

What do we use water for?  
Water can be used for:

|  |  |   |  |
|--|--|---|--|
| <br>D _____             | <br>G _____             | <br>C _____             | <br>F _____             |
| <br>G _____<br>e _____ | <br>C _____<br>h _____ | <br>B _____<br>s _____ | <br>w _____<br>c _____ |

Drinking, Washing clothes, Cleaning the house, Bathing/showering, Cooking, Generating electricity, Farming, Gardening

### Other useful links:

~Free audio stories: <https://www.worldofdavidwalliams.com/elevenses/>

~P.E. with Joe, Mon-Fri at 9am: <https://www.youtube.com/thebodycoachtv>

~Support material and worksheets based on one hour school lessons which will be broadcast on RTE 2 from 11am-12pm Mon-Fri: <https://www.rte.ie/learn/>

~Phonics games: <https://www.phonicsplay.co.uk/>

~Literacy & numeracy games: <https://www.topmarks.co.uk/>

~Literacy, numeracy, arts & music: <https://www.starfall.com/h/>

~ Yoga Pretzel Fridays and Mindful Moments Mondays: <https://m.facebook.com/barefootbooks/> -

~Free gross and fine motor activities: <https://myotandme.com/blogs/news/my-ot-me-free-resource-kit-access>

~Additional reading: <https://connect.collins.co.uk/school/portal.aspx> Teacher login,

username:parents@harpercollins.co.uk, password: Parents 20!

~Move it Mondays, Workout Wednesdays and Freestyle Fridays:

<https://www.facebook.com/missodwyerMWF/>

~Talk for Writing: <https://mailchi.mp/talk4writing/home-school-booklets>

-Scéal an Lae': [https://www.youtube.com/results?search\\_query=sc%C3%A9al+an+lae](https://www.youtube.com/results?search_query=sc%C3%A9al+an+lae) or

<https://www.facebook.com/futafata/> 1