

Junior Infants

18th - 22nd May





Collection of Children's Workbooks


Dear Parents,

We the teachers have been given permission to access the school building from today, 18th May. This access is restricted and we are operating under strict guidelines and following social distancing procedures.

We have put together all your child's workbooks and these can be collected this [Friday 22nd May](#) [between 10am - 1pm](#). Each bundle of books will be labelled with your child's name and placed outside the front door ready for collection. There will be a one way system in operation and you are asked to exit the school via the top gate close to the car park at the roundabout.

Many Thanks.

Miss Farrell, Mrs Lambe, Mrs Mc Carey.





Children and Parents



Hello to all the girls and boys in Room 4, Room 7 and Room 8. We hope you all enjoyed the learning activities last week and we also hope you enjoyed lots of fun time with your family during the week and over the weekend.

HELLO
KIDS



Parents - We are very aware that every home is different and this presents different challenges and difficulties. The following is a guide for you to follow this week. Don't worry if you don't get it all done.

Please don't feel under pressure with the workbooks arriving home either. These can be used at a pace that you feel comfortable with.

Miss Farrell, Mrs. Lambe, Mrs Mc Carey.

Mrs Mc Phillips & Miss Burns


(Support Teachers)

This week we will introduce the theme of Summer. You have already learned lots about Under the Sea. We hope you enjoy all the activities this week and begin to learn lots about Summer! It is such a beautiful time of the year and there is lots to learn!



Bright sun shining down,
Shining on the ground.
What a lovely face you have
So very big and round.
Bright sun shining down,
Shining on the ground.
Up above the clouds so high,
Is where you can be found.





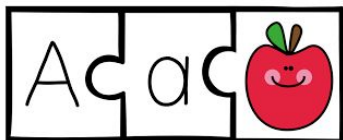
Phonics



Focus on the letter names and sounds y, x, ch, sh, th

Find five objects in your house that begin with each sound.

Use your letters in your folders to make words.



Revise letters and sounds using the link below.

<https://www.youtube.com/watch?v=jvAYUvQURgo>



Sounds We Know

The following are all the sounds that have been taught in Junior Infants. We will be focusing on all these sounds for the remainder of the year, building words eg, cat, mat, sat. Please revise these sounds with your child on a regular basis. Once your child knows all their sounds, word blending will become much easier in the reading process.

| | | | | |
|---|----|----|----|----|
| s | a | t | i | p |
| n | c | k | e | h |
| r | m | d | g | o |
| l | u | f | b | j |
| w | z | v | y | qu |
| x | sh | ch | th | wh |



Name _____



shutterstock.com • 1229473165

Reading Time



Try to set aside a little time each day to read to your child. Encourage them to predict what they think will happen in the story. Also encourage them to look at books themselves and to identify any words they know. Get them to retell stories in their own words and to talk about the characters.

You could even ask them to give the story a new ending. Ask questions about the story, the setting, the characters and ask them what their favourite part was. They can also draw pictures and write sentences from the book.

Listening to audio books and stories is another fun way to engage in storytime.

Listen to the following story 'Summertime Bounce' and engage in discussion about the characters and their favourite part of the story. This story is also full of rhyming words. See if you can guess what the rhyming words are! Can you remember all the places the ball bounced?



<https://youtu.be/0htGZFzR3i4>

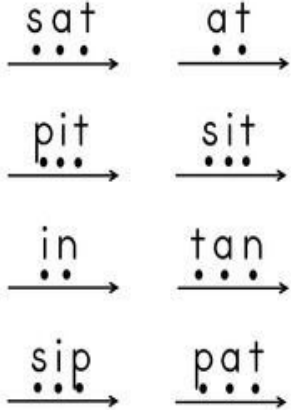


Now it's your turn to read!



Jolly Phonics Book 1

Sound it out!
Read it fast!



We know that when we put sounds together they make words. Try blending these sounds to read each word! On the next page try to sound out any words that you may not already know.

I like the cat said Emma.
I have a big dog said Josh.
I want to get a pig said Danny.
I don't like the rat said Mum.
The cat got a big rat!
Dad got a pet pig for Danny.



shutterstock.com • 62385191





Extra Reading and Rhyming Words



'For those kids that might feel comfortable doing some extra reading the following links will be very beneficial to them.

<https://www.starfall.com/h/im-reading/>

<https://www.oxfordowl.co.uk/>



Don't forget to look back over your word lists and rhyming words also!



in



bin

fin

pin

win

chin

shin



Discover rhyming words in a fun way by clicking on the link below!




<https://youtu.be/P6UFtbsLXPY>



Writing Activities



Practice your letter formation and remember to always begin at the dot. Explain to your parents that some letters are small, some are tall and some are hanging letters.



.Fine Motor Skills: Getting your child to use their fingers as much as possible to make their fingers strong for writing - Using playdoh, cutting, sticking, drawing, using crayons/pencils.

- Let your child use paper, scissors, glue and colours to make whatever they want.
- Encourage your child to draw as much as possible and hold the crayon correctly.
- Encourage your child to write frequently - even if they are just making marks on a page.
- Revise how to write letters that we have done already correctly - Ensure your child is just practicing the lower case (small) letter version, not the capital.



Writing Practice and Art



Can you write the following sentences and draw the picture!

Summer is here.



The sun is shining.



I play outside.



The flowers grow.

16 BRILLIANT SUN CRAFTS



Art Ideas

Warm sunny days are one of the best things that I love about Summer. This week we would like you to try making a 'sun'. You can draw, paint, glue, stick, add glitter.....whatever you want. It will be unique to you, your masterpiece. Have lots of fun with this art project!













Maths Activities








Count the objects and write the number down.

| | |
|--|---|
| (a)  <input type="text" value="3"/> | (b)  <input type="text"/> |
| (c)  <input type="text"/> | (d)  <input type="text"/> |
| (e)  <input type="text"/> | (f)  <input type="text"/> |
| (g)  <input type="text"/> | (h)  <input type="text"/> |

Draw a set of suns for each number.

1, 2, 3, 4, 5.



| 1st | 2nd | 3rd | 4th | 5th |
|---|---|--|---|---|
|  |  |  |  |  |

Which animal is 1st?
Which animal is last?
Which animal is 2nd?
Which animal is after the lion?
Which animal is before the lion?
Which animal is after the kangaroo?



Show a glass that is full with water.

Show a glass that is empty.

Show a glass that is nearly full with water.

Show a glass that is nearly empty.



Draw a glass that is full.

Draw a glass that is empty.

Draw a glass that is nearly full.

Draw a glass that is nearly empty.



Gaeilge



Tá an ghrian ag soilsiú.

Tá an ghrian sa spéir.

Tá an ghrian buí.

Tá an lá te.

Tá an lá go deas.

Tá na páistí sa ghairdín.

Tá an madra sa ghairdín.



[Click here to listen to the story.](https://drive.google.com/file/d/1oVMzqV_hCxaouH3mqtXhUzmZZRqOq2aw/view?usp=sharing)

https://drive.google.com/file/d/1oVMzqV_hCxaouH3mqtXhUzmZZRqOq2aw/view?usp=sharing



Music and P.E.



Before you listen to this Summer song, can you make a list of all the things you like to do in the Summer? When you have made the list listen to the song and sing along. Try to remember all the activities in the song. Perhaps you could become a composer and make up some new verses for the song and entertain your family!

<https://youtu.be/mVhhOoATqBI>

This week's exercise are very similar to last weeks and no equipment needed!
Don't forget to count as you go!

- 20 jumping jacks.
- 20 high knees.
- 20 sidesteps.
- 20 hops on each foot.
- 20 frogjumps.



Run and change direction and speed while counting to 20.

Now it's Mum or Dad's turn!!!

Have you tried P.E. with Joe. Maybe try one or two days this week.

P.E. with Joe, Mon-Fri at 9am:

<https://www.youtube.com/thebodycoachtv>



S.E.S.E



Summer Flowers

Name these summer flowers. Write.

sunflower daisy buttercup rose



d _____



r _____



s _____



b _____

In the season of Summer the grass grows in the garden, the trees are covered with leaves and beautiful flowers also grow in the garden. In Spring we talked about the daffodils and tulips. In Summer some new flowers begin to grow. Some of these flowers are in the pictures.

Bees and butterflies love to fly around the flowers. Can you guess why?


Yes, that's correct! They look for honey or nectar in the flowers.



Can you remember what flowers need to grow?

Yes, that's correct! They need sun, water, air and space!


Talk about the names of these new Summer flowers. Perhaps some of them might be growing in your garden or in a park close by. If you have flowers growing in your garden take a close look at them and see can you name any parts of the flower. We will take a closer look at the parts of a flower on the next page.



Parts of A Flower



Here we have a picture of the parts of a flower. Can you name them?




petals

leaves

stem

roots

Perhaps you could draw this flower and write the correct parts of the flower!





Additional websites



If you feel that your child would like to engage in extra activities through the week the following websites are very child friendly and educational.

<http://www.ictgames.com/>

<https://www.teachyourmonstertoread.com/>

<https://www.phonicsplay.co.uk/>

<https://www.phonicsbloom.com/>

<https://www.topmarks.co.uk/>

<https://www.starfall.com/h/>



Well done!

Well done children and parents! You have completed another week's work! Even if you only completed some areas that's perfectly acceptable. Have a lovely relaxing weekend and we look forward to working with you again next week.

